

INDIRA GANDHI NATIONAL OPEN UNIVERSITY
REGIONAL CENTRE, MADURAI

Sikkandar Chavadi, Alanganallur Road, Madurai – 625 018

INDUCTION HAND BOOK
TO THE LEARNERS

Dr. G. ANBALAGAN
Assistant Regional Director (SS)

Dr. M. SHANMUGAM
Sr. Regional Director

IGNOU REGIONAL CENTRE,
Sikkandar Chavadi, Alanganallur Road,
MADURAI – 625 018, TAMIL NADU.

Phone: (0452) – 2380733, 2380775 E.mail: rcmadurai@ignou.ac.in

VISITING HOURS: Monday to Friday 9.30 am to 01.30 pm and 2.00 pm to 6.00 pm

IGNOU Website: www.ignou.ac.in RC Madurai Website: <http://rcmadurai.ignou.ac.in/>

Facebook
IGNOU RC Madurai

Twitter
[ignourcmadurai](https://twitter.com/ignourcmadurai)

YouTube
<https://www.youtube.com/ignou>

IGNOU RC MADURAI - ESTABLISHMENT:

The **Indira Gandhi National Open University (IGNOU)** has established its **2nd Regional Centre in Tamil Nadu at Madurai on 18th January 2008** in order to expand its services and to coordinate with the Learner Support Centres in the 19 districts viz. **Ariyalur, Coimbatore, Dindigul, Erode, Karur, Madurai, Nilgiris, Pudukkottai, Ramanathapuram (Ramnad), Sivagangai, Tenkasi, Thanjavur, Theni, Tirunelveli, Tirupur, Tiruvarur, Tiruchirapalli (Trichy), Tuticorin & Virudhunagar.**



LOCATION:

Madurai is one of a rich cultural and ancient city located on the banks of **Vaigai River** in the state of Tamil Nadu in southern India. The City is closely associated with the **Tamil language**, and the third **Tamil Sangam**. The city has a number of historical monuments and cultural heritages. The world famous **Meenakshi Amman Temple** is located at the mid of Madurai city attracting visitors around the world. The temple skyline is dominated by the 14 colorful gateway towers of **Meenakshi Amman Temple** in bright carvings of Hindu Gods; the Dravidian-style temple is a major pilgrimage place. Millions attend the processions and ceremonies of April's Chithirai Festival celebrating Lords Meenakshi, Shiva and Vishnu. It was the capital city for the great **Pandya Kingdom**.

The city is an important industrial and educational hub in the south of Tamil Nadu. Many automobile, rubber, chemical, IT and granite industries are located in the Madurai district.

The Madurai Regional Centre of IGNOU is closely located with the prime area of the city and well connected with City Bus Services. IGNOU has constructed a permanent building for the Regional Centre, Madurai which has Gyan Vani FM Radio Station, Computer Labs, Reception, Classrooms, Conference Hall, e-Support Services facilities, Warehouses for study materials and library facilities.

Dear Learners,

We hope that you are safe, fine and doing well.

At the outset, **we welcome you to IGNOU RC Madurai**. As you all are aware that the corona pandemic has affected the world in 2020 & 2021 to a large extent. Once the admissions are finalised the admission confirmation letters are being sent to the email of the Learners. The students' list attached to different LSCs are once finalised sent online to the Learner Support Centres. After that the study Material according to the choice of the student, soft/hard copies also sent to them. Since IGNOU has **eGyankosh web repository** for accessing the **Digital Self Learning materials** for its learners, The Mobile Applications developed by the IGNOU for its learners are extensively used by the learners' viz. **IGNOU Mobile App** for accessing services and **IGNOU e-Content app** for downloading Self Learning Materials.

Thus we are continuously in touch with the Learns through various channels and providing Support Services for their successful completion of the programme opted by them even during the lockdown period.

Continuous Alerts to the Students:

Continuous Alerts will be sent on different issues and occasions, like:

- ❖ Last date for online admission and last date for online Re-Registration
- ❖ Discrepancy removal in the online admission application
- ❖ Finalization of admission
- ❖ Induction Meeting
- ❖ Counselling sessions (Online/Face-to-Face)
- ❖ Practical counselling sessions at LSCs
- ❖ Last date for the submissions of Assignments for the Term End Exams

- ❖ Last date for submission of online form for the Term End Exams
- ❖ Last date for submission of Project proposal/project report/internship report etc.
- ❖ Extension of all dates, wherever applicable
- ❖ Facebook/YouTube Live Sessions, Gyanvani FM Radio IRC Sessions & Schedules/Gyandhara web Radio/Gyandarshan TV sessions etc.
- ❖ Information for downloading the Hall Ticket
- ❖ Viva voce on the Projects etc.

With Best Wishes

(Dr. M. SHANMUGAM)
Sr. Regional Director
IGNOU Regional Centre, Madurai

LEARNERS INSTRUCTIONS**...Know Important Information**

Dear Student,

1. Students are advised to register on the Student Portal after confirmation of their admission and create their student account if already not registered. Students can download their **Identity Card** by themselves from the Student Portal.

Link for Student Portal (after admission): <https://ignou.samarth.edu.in/index.php/site/login>

2. Students are advised to visit our website www.ignou.ac.in and access several Student Support Services (under Student Support>Student Zone) like assignment questionnaires, Old question papers, Results, Registration details and other Digital Resources.

Link: <http://ignou.ac.in/ignou/studentzone>

3. Students can track the status of dispatch of Study Materials from our website which is updated from time to time

Link: <http://ignou.ac.in/ignou/aboutignou/division/mpdd/material>

4. Due to lock-down, there is some delay in dispatch of SLMs to the students by post from New Delhi. Hence, students are advised to utilize the digital study materials till such time.

Link: <http://egyankosh.ac.in/>

5. Students who opted for digital SLMs will not be getting the printed Study Materials. Therefore, such students also need to access the digital study materials from the link above (<http://egyankosh.ac.in/>) Or Download IGNOU e-Content App from Google Play store

6. Students can download the assignment questionnaire from our website. Students will have to write Assignments and submit the same to the Learner Support Centre for evaluation before submission of application for the Term End Exam. Submission of assignment is compulsory in order to be eligible to give the final theory Term End Examination (TEE)

Link: <https://webservices.ignou.ac.in/assignments/>

7. Eligible Students are required to register separately for appearing Term End Examinations for which a separate link will be activated on our website www.ignou.ac.in twice i.e. for June and December Exams. Visit <https://exam.ignou.ac.in/> (Read all the Instructions carefully)

8. Students can access the Common Prospectus from the link given below to know more about the Rules and Regulations of the University and also about the Programme details:

Link <http://ignou.ac.in/ignou/studentzone/adminssionanouncement/1>

9. Students can access **Web Enabled Academic Support (WEAS)** for some of the Programmes. It is an interactive one-stop programme portal that will help the students in getting academic support.

Link: <https://sites.google.com/ignou.ac.in/weas>

10. Students will be able to access their Registration Details from our website www.ignou.ac.in after the admission data for the session is processed and finalised.
11. An Induction Programme will be conducted as soon as the admission process for the January / July session is completed where in the students will be guided on various aspects.
12. All the instructions will be sent to the students either to their registered email id or mobile no.
13. Students are also advised to visit our website www.ignou.ac.in and website page of RC Madurai <http://rcmadurai.ignou.ac.in> at regular intervals for latest updates.
14. Contact nos. (Whom to Contact for What) to resolve student queries and grievances are attached. Besides, students can also raise their grievances online.

Please quote your **Enrollment No. (10 digits) Programme Code** and admission session in all your emails / correspondence.

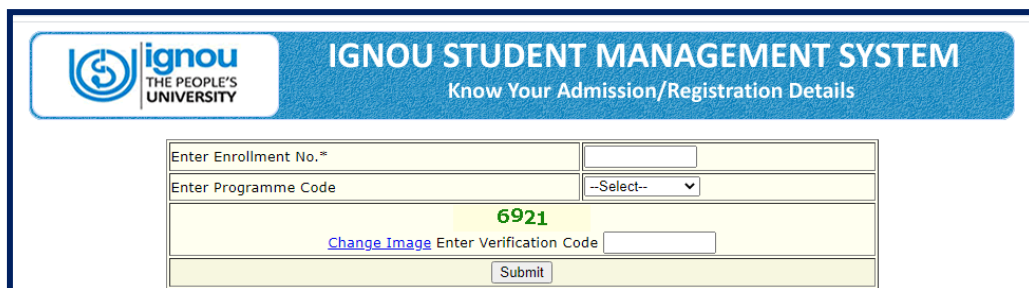
For any assistance send your queries by email to rcmadurai@ignou.ac.in

HOW TO CHECK YOUR REGISTRATION DETAILS? ...Know your Registration details

Dear Learners,

You may visit IGNOU website at www.ignou.ac.in >> Student Support >> Student Zone >> Registration Status at <https://admission.ignou.ac.in/changeadmdata/admissionstatusnew.asp>

Enter Enrollment Number, Programme Code and Enter verification code to Submit.



The screenshot shows the 'IGNOU STUDENT MANAGEMENT SYSTEM' interface. It includes the IGNOU logo and the text 'Know Your Admission/Registration Details'. Below this, there is a form with the following fields:

Enter Enrollment No.*	<input type="text"/>
Enter Programme Code	--Select--
6921	
Change Image Enter Verification Code	<input type="text"/>
<input type="Submit"/>	

Welcome		Medium: English	
Enrollment No.:		Program: CIG	Status as on 4-Jun-2021 7:01:29 PM
Admission Status		Request Made, if any	
Admission Year	Jan-2021		
Admission valid upto	Dec-2022		
Father/ Husband/ Mother's Name			
Date of Birth			
Current Address			
Regional Centre			
Study Centre Code	2502		
Mobile No.	XXXXX-		
Email-ID			
* masked 'X' for security.			
Course Registration Details			
Jan-2021	1 Semester/ Year	NES101	NES104
		NES103	NES102

This webpage has your all basic details, including your Name, Enrollment No. and Programme, and:

Admission Year =

Admission valid upto =

Father/ Husband/ Mother's Name =

Date of Birth =

Current Address =

Regional Centre =

Study Centre Code =

Mobile No =

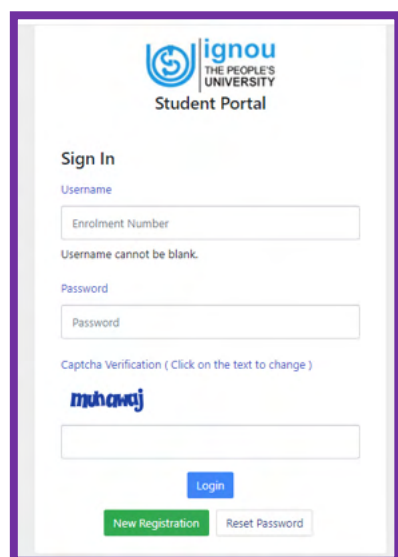
Email-ID =

and, Course Registration Details

Each learner can check your admission details as per your records and, if there is any correction/ updation, you must immediately send an email at rcmadurai@ignou.ac.in about it along with your supporting documents, Enrollment No. and Programme code for official reference.

HOW TO DOWNLOAD YOUR ID CARD?

...Know these details



ignou
THE PEOPLE'S
UNIVERSITY
Student Portal

Sign In

Username

Enrolment Number

Username cannot be blank.

Password

Password

Captcha Verification (Click on the text to change)

muhawaj

Login

New Registration Reset Password

Link for Student Portal (after admission):

<https://ignou.samarth.edu.in/>

Students are advised to register on the Student Portal after confirmation of their admission and create their student account if already not registered.

Students can download their **Identity Card** by themselves from the Student Portal.

Online Induction Meeting

IGNOU RC Madurai has been conducting of Induction Meeting in every admission cycle through **Google Meet or Other Online Meet Platforms** explaining the programme delivery to the Learners, various kinds of student support facilities to the learners and suggesting them how to successfully complete the Programmes in the minimum duration of study with self-directed learning at their comfort. Students are encouraged to ask their questions at the time of Induction Meeting.

Online Counselling Sessions >> Google Meet / Zoom App.

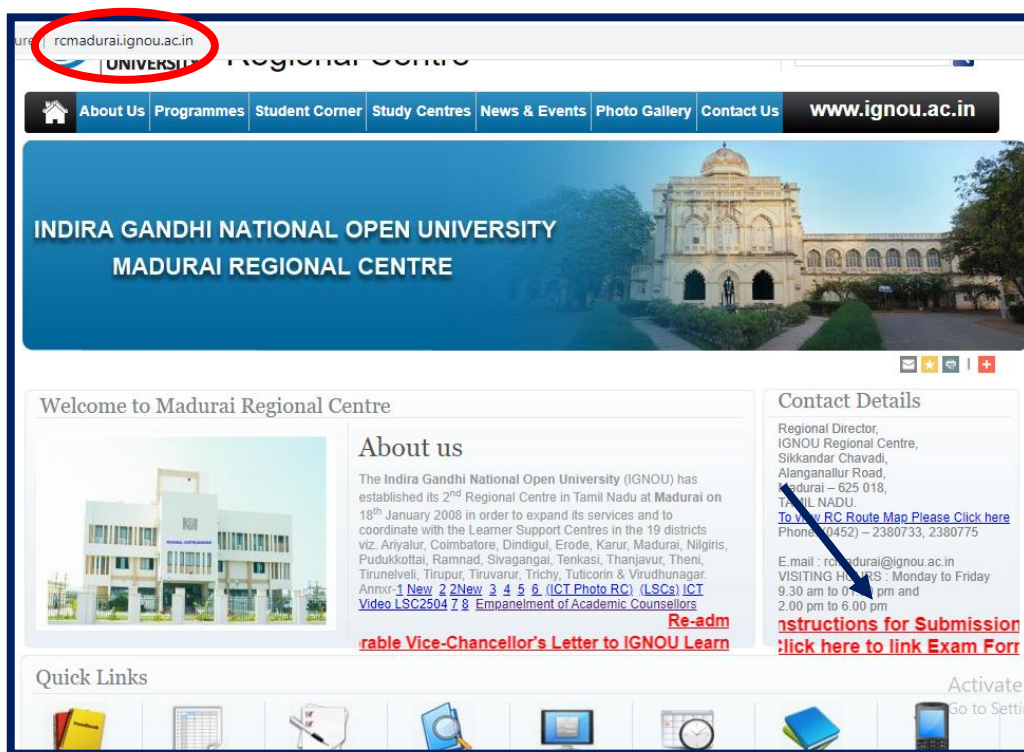
Programme wise counselling sessions are being conducted by the different Learners Support Centres in our region. All the approved counselling sessions are being uploaded on the **RC website** (<http://rcmadurai.ignou.ac.in/studentcorner/9>) and also at **IGNOU RC Madurai facebook page**. The schedules have been sent to the learners through **Email/SMS** from the Regional Centre. The LSCs are also sending the information about the counselling sessions to the learners through Programme wise **Whatsapp groups** created by them.

The Online Counselling Sessions organised by other Regional Centres are also shared to the learners for participation through online mode.

Assignment (internal evaluation) submission:

The students are required to write their assignments and submit their hand-written assignments for appearing in Term End Exams. The University uploads Assignment Question Papers for every session/year. Web-link for downloading Assignments - <https://webservices.ignou.ac.in/assignments> (**Before that read your Programme Guide and Check your Registration Eligibility for the Term End Exams**) in case of any difficulty you can search the course code with the word assignments in Google and find out the IGNOU website links (Note only currently valid assignments alone be accepted, hence it is advisable to contact your study centre in this regard for any query (<http://rcmadurai.ignou.ac.in/> click on **Study Centre TAB**))

Starting from January-June -2020 the flexibility is given to the students to submit the assignments online, keeping in view of the pandemic situation. For this exclusive **Study Centre wise email IDs** are created and those emails IDs have been intimated to the Learners through email. Detailed instructions for Assignment submission to the Learner Support Centres for the Term End Exam has been placed as **circular in the RC Madurai website (Click on the Rolling Message)**



The last date of assignment submission is always notified at the IGNOU website and communicated through emails of the learners.

Assignments for the courses registered shall be downloaded by the learner and written assignments completed to be **submitted to the allotted study centre** as per **assignment submission instruction and schedule**. The learners are advised to seek acknowledgement from their Learner Support Centre by email.

Google Class Room :

Download **Google Classroom Mobile App** from **Google play store** and join using the link (OR) the learner can join by <https://classroom.google.com/> in Laptop/Computer) – For login with correct session classroom, the learner may seek Google Classroom Code from the RC by Email.

IGNOU Online Facilities:

Learner can visit various online facilities at IGNOU website. The Schedules of Gyan Darshan TVs and Gyan Vani FM Radio are made available under Education Broadcast option <http://www.ignouonline.ac.in/> Schedules of Gyan Vani FM Radio/ Gyandhara Web Radio / Gyandarshan TV Channels

<http://ignou.ac.in/ignou/aboutignou/icc/empc/gyandarshan>

<http://ignou.ac.in/ignou/aboutignou/icc/empc/gyanvani>

<http://ignou.ac.in/ignou/aboutignou/icc/empc/gyandhara>

IGNOU Video Lessons Archive <https://www.youtube.com/ignou>

<http://egyankosh.ac.in/handle/123456789/35033>

<http://egyankosh.ac.in/handle/123456789/54865>

FB Live Recorded Videos

<http://egyankosh.ac.in/handle/123456789/60649>

Facebook Page : IGNOU RC Madurai

Twitter Account : ignourcmadurai

Practical Counseling Sessions:

The Schedules for the practical counseling sessions are prepared by the LSC and after approval forwarded to the learners. It helps to understand the contents better as practical courses demand application of theory into practice to equip you with skills and competencies. **Attendance in the practical component is mandatory.** Contact your Coordinator at LSC for schedules of Practical sessions.










Term End Examination:

So far, the University is conducting **only pen & paper examinations**. But, during the last two cycles keeping in view of the pandemic situation, some of the examinations were conducted through **OMR Sheet**. However, the main examinations are conducted in pen & paper mode only to maintain the quality. The Old question papers are available at IGNOU website under Students Zone.

All the student records are available on the website including **Registration details, Assignment submission status, Result checking, and Grade card status etc.**

RE-REGISTRATION: link <https://onlinerr.ignou.ac.in>

The Students of UG, PG and Certain PG Diploma Programmes are registered themselves at the time of admission for the first semester/first year only. In order to register to the courses of the subsequent semester/year, the online Re-Registration form will be opened at the link <https://onlinerr.ignou.ac.in> Students taking Re-Registration shall follow the instructions given in the link. Students need to register on the student Portal by clicking the "New Registration" button. Please provide the correct mobile no. and email id. If students have already registered on the Student Portal, they may use their username and password to log in. Students can also download their Identity Card themselves from the Student Portal.

GYAN DARSHAN		
Gyan Darshan TV Channel		
Available on DTH Platforms & Cable TV Networks		
S. No.	DTH / Cable TV	TV Channel No.
1	 Airtel	442
2	 Tata Sky	755
3	 Sun Direct	596
4	 Dish TV	2423
5	 Independent TV	566
6	 DD Free Dish	MHRD Channel No. 25
7	 Hathway	473
8	 In Digital	297
9	 Den	526
Gyan Darshan Web Link: http://ignouonline.ac.in/gyandarshan/		
Gyandarshan TV Channel available on C-band		

Students need to re-register to move on to their next semester / next year of Study. Students are eligible for re-registration, even if they have not completed the courses registered in previous semester / previous year of study. i.e. Completion of the previous year or previous semester is **not a prerequisite** for re-registration to next year / next semester. The left- over courses of the previous semester or previous year can be pursued along with the courses registered for the current session but subject to within the maximum validity of the duration of the programme.

Continuous re-registration in next year or next semester enables the student to complete the Programme within the minimum duration prescribed.

Students may please note that the Re-Registration facility for the programmes which are offered under "July session only" (BBARL, MSCDFSM, etc.,) is not available for re-registration in the January session which means those students who miss their re-registration in July session are required to wait till next July session for admission to next year of study.

Students are advised to mention their Enrol. No. (10 Digits) along with the programme code in all your correspondence with the University. **(Website Model)**

onlinerr.ignou.ac.in

Re-registration for July 2021 Session

Last Date : 15th June 2021

Welcome to the Re-registration Portal for July 2021 Session. On this portal you can submit your re-registration form for the next year/semester and make online payment. This portal is open for both Indian and International students of the University.

Before you proceed, please read the following instructions carefully:

- You will need to register on the Portal. Please click "New Registration" button to proceed.** Please provide your correct mobile number and e-mail ID, because we shall be able to send you confirmation and other important update only if we have your correct mobile number and e-mail ID. If you have already registered on the portal, you may use your Username and Password to log in. In case you face difficulty in registering on the portal (not getting OTP/ forgot Username/Password or any other difficulty), please approach your Regional Centre for re-setting of your account/updating email ID or mobile number.
- Choose your courses (wherever option is given) carefully.** Please go through your Programme Guide for details of the courses on offer. Change of course at a later stage may result in loss of time available to you for your studies.
- Please exercise due caution in making online transaction.** Please do not share your card details or OTP with anyone. As far as possible, please use your own card/net banking to make payment. You can also make payment through UPI, including BHIM App. Students of International Division may use online payment options available to them.
- Please do not wait for the last date for submission** of your re-registration form.
- In case online payment made by you does not get updated, **please do not make the second payment immediately.** Please wait for a day, check the payment status and then decide.
- In case you make payment two times for the same application, one of the payments shall be refunded to your account.
- In case you are using third-party services (cybercafé or some other outlet) for submission of your re-registration form, please ensure that the **courses have been correctly chosen** and payment of programme fee has been made successfully. **Please obtain a printout of the form submitted and payment confirmation.**

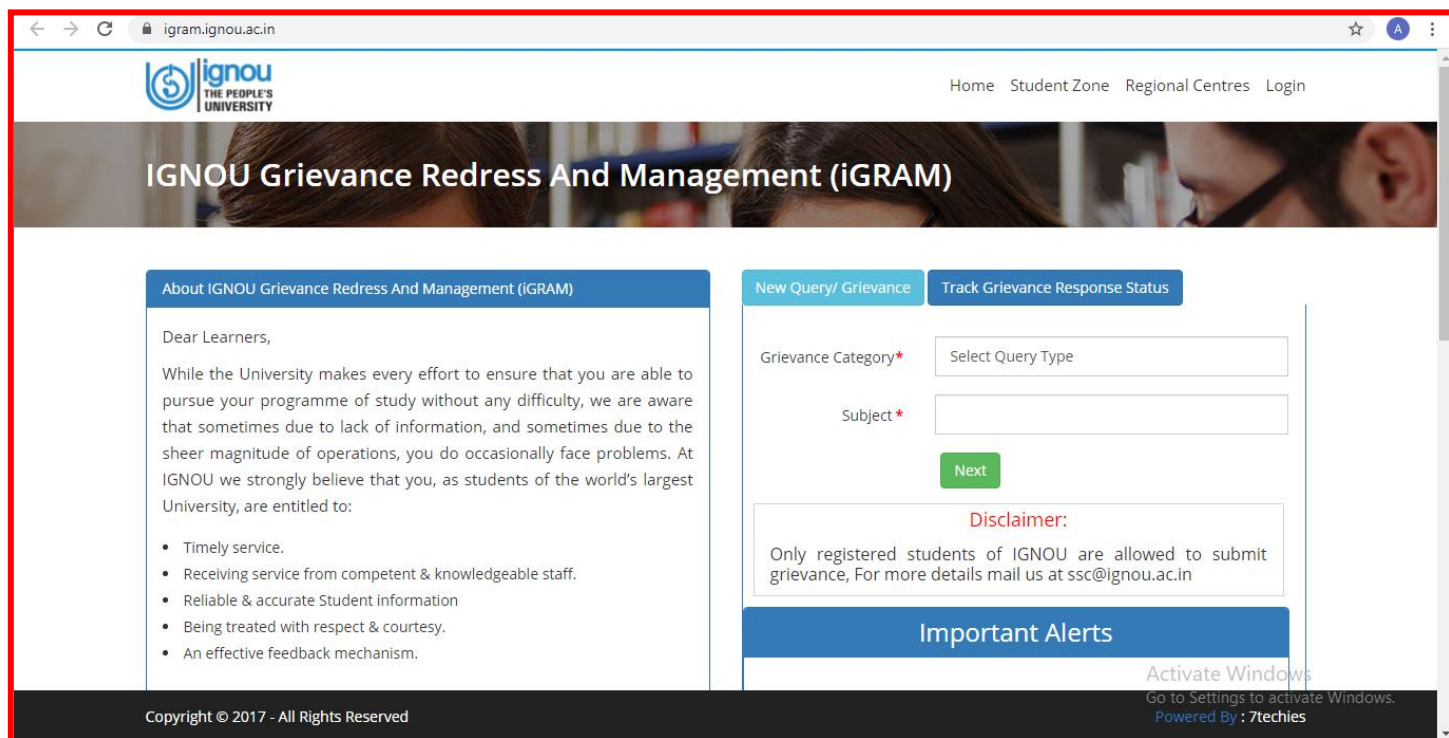
☐ I have read and understood the instructions given above.

Proceed for re-registration

Activate Windows
Go to Settings to activate

Student Grievance - iGRAM Portal:

iGRAM portal has been exclusively functional at IGNOU to receive around 50+ types of queries from learners and the queries are disposed within 7 days with a reply to the learner by email and SMS. **Online Grievance Redressal meetings** are conducted by the Regional Centre for eliciting their queries and providing advice on every aspect of their academic pursuits.



The screenshot shows the IGNOU Grievance Redress And Management (iGRAM) portal. The header includes the IGNOU logo and navigation links: Home, Student Zone, Regional Centres, and Login. The main heading is "IGNOU Grievance Redress And Management (iGRAM)". Below this, there are two main sections: "About IGNOU Grievance Redress And Management (iGRAM)" and "New Query/ Grievance".

About IGNOU Grievance Redress And Management (iGRAM)

Dear Learners,

While the University makes every effort to ensure that you are able to pursue your programme of study without any difficulty, we are aware that sometimes due to lack of information, and sometimes due to the sheer magnitude of operations, you do occasionally face problems. At IGNOU we strongly believe that you, as students of the world's largest University, are entitled to:

- Timely service.
- Receiving service from competent & knowledgeable staff.
- Reliable & accurate Student information
- Being treated with respect & courtesy.
- An effective feedback mechanism.

New Query/ Grievance

Grievance Category*

Subject *

Disclaimer:

Only registered students of IGNOU are allowed to submit grievance, For more details mail us at ssc@ignou.ac.in

Important Alerts

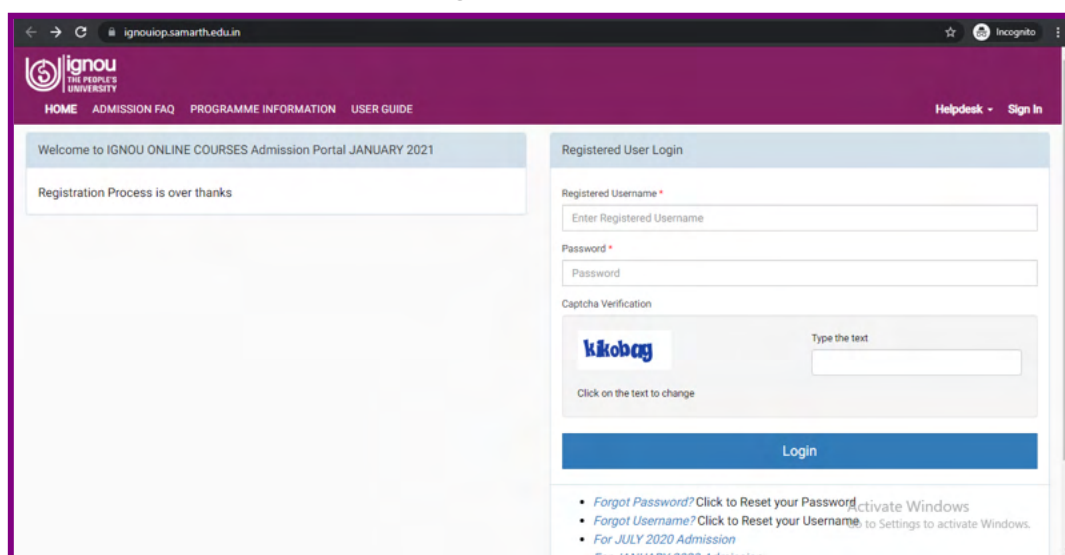
Activate Windows
Go to Settings to activate Windows.
Powered By : 7techies

Copyright © 2017 - All Rights Reserved

How to use IGNOU Website

Screen shots of Important Website pages as follows for your reference.

Admission Portal <https://ignou.samarth.edu.in/>



The screenshot shows the IGNOU ONLINE COURSES Admission Portal. The header includes the IGNOU logo and navigation links: HOME, ADMISSION FAQ, PROGRAMME INFORMATION, and USER GUIDE. There are also links for Helpdesk and Sign In.

Welcome to IGNOU ONLINE COURSES Admission Portal JANUARY 2021


Registration Process is over thanks

Registered User Login

Registered Username *

Password *

Captcha Verification

 Type the text

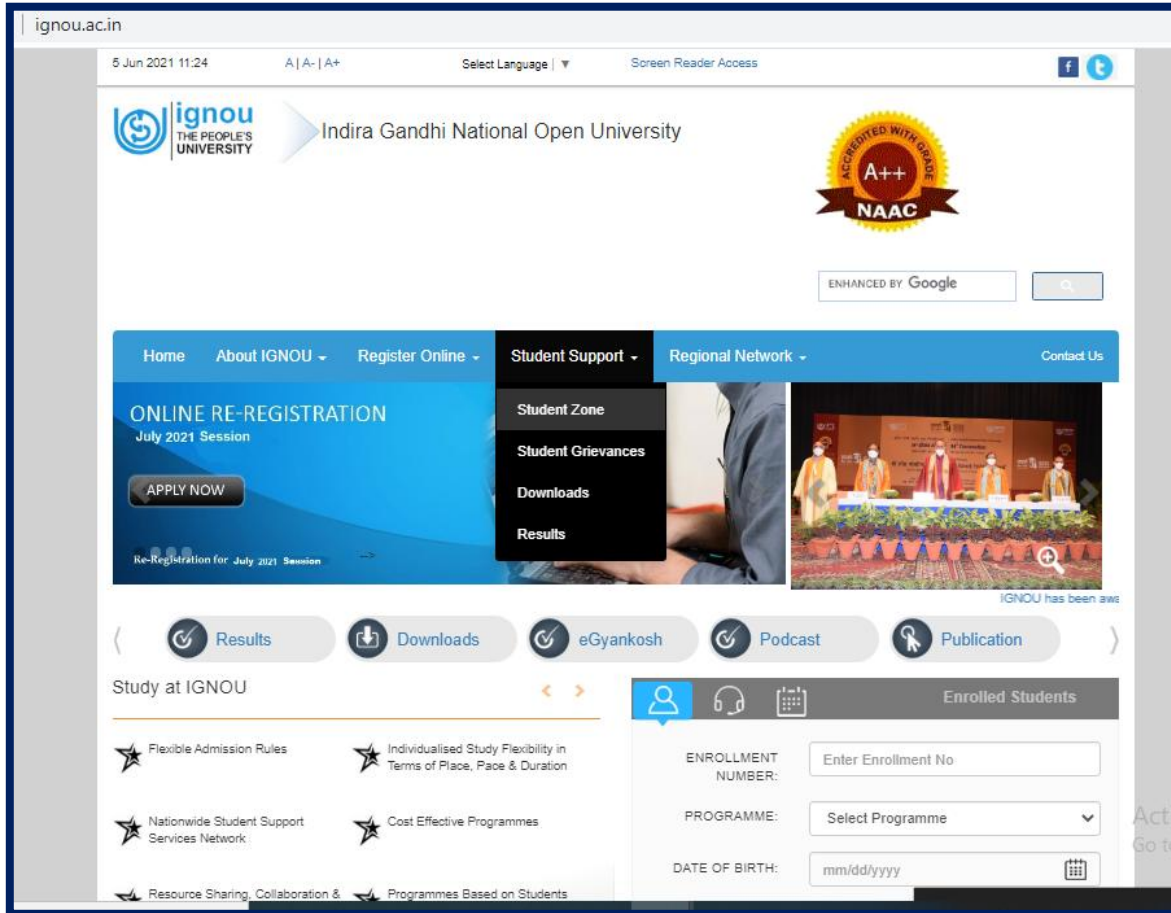
Click on the text to change

• [Forgot Password?](#) Click to [Reset your Password](#)

• [Forgot Username?](#) Click to [Reset your Username](#)


• [For JULY 2020 Admission](#)

IGNOU Main Website Page - Link www.ignou.ac.in



The screenshot shows the IGNOU Main Website Page. The header includes the IGNOU logo, the text "Indira Gandhi National Open University", and a NAAC A++ Accredited logo. The navigation bar contains links: Home, About IGNOU, Register Online, Student Support, Regional Network, and Contact Us. The main content area features a large banner for "ONLINE RE-REGISTRATION July 2021 Session" with an "APPLY NOW" button. Below the banner, there are sections for "Study at IGNOU" with bullet points: Flexible Admission Rules, Individualised Study Flexibility in Terms of Place, Pace & Duration, Nationwide Student Support Services Network, Cost Effective Programmes, Resource Sharing, Collaboration & Programmes Based on Students. On the right, there is a "Student Support" dropdown menu with options: Student Zone, Student Grievances, Downloads, and Results. Below this, there is a "Results" section with a search bar and a "Go" button. The footer contains links: Results, Downloads, eGyankosh, Podcast, and Publication.

IGNOU Student Zone <http://ignou.ac.in/ignou/studentzone>


















The screenshot shows the IGNOU Student Zone Page. The header includes the IGNOU logo, the text "Indira Gandhi National Open University", and a NAAC A++ Accredited logo. The navigation bar contains links: Home, About IGNOU, Register Online, Student Support, Regional Network, and Contact Us. The main content area features a grid of links and information:

- Online Admission**: Online Admission System for 148 programmes offered through Common Prospectus. [Know More](#)
- Prospectus in Accessible Format for Persons with Disabilities**: [Know More](#)
- Online Re-Registration**: This is activated for second/third year registrations and applicable students who... [Know More](#)
- IGNOU Udyami**: Identifying and recognizing the innovator and entrepreneur students of IGNOU interested in developing their enterprises or have already developed the same. [Know More](#)
- Frequently Asked Questions (FAQs) for Promotion Scheme**: FAQs regarding Promotion Scheme for UG/PG Programmes. [Know More](#)
- Broadcast**: A bouquet of satellite-based TV channel devoted to educational and... [Know More](#)
- IGNOU Mobile App**: Download IGNOU Students mobile App to know Registration Details, View/Download Identity Card, Grade Card, TE Result and much more. [Know More](#)
- Registration Status**: To see your admission status please click here. [Know More](#)
- Programmes**: Details of the doctoral programmes. [Know More](#)

The page also includes a "Not secure" warning, a date/time stamp "5 JUN 2021 11:53", and a "Screen Reader Access" link.

Not secure | ignou.ac.in/ignou/studentzone


 <p>Admission Announcement For various announcements related to admissions in the University Know More</p>	 <p>Admission Information about eligibility criteria, procedure and deadline for applying to various programmes Know More</p>	 <p>e-Resources for Self Learning e-resources from various platforms are provided for self learning Know More</p>
 <p>Forms Provision for online filling: Admission form, re-admission form, duplicates, provisional certificate Know More</p>	 <p>International Students Availability of programmes and fee structure applicable in IGNOU Centres overseas Know More</p>	 <p>Defence Click here for Akashdeep & Gyandeeep Community College Portal Know More</p>
 <p>Downloads Provision for online assignments, question papers, prospectus and study material of various programmes Know More</p>	 <p>Library Access to books, journals, periodicals and other related material of IGNOU in e-version Know More</p>	 <p>Results Status of assessment of assignments, declaration of yearly and final result award of degrees Know More</p>
 <p>Assignments Click and download assignments for various IGNOU Programmes and Courses Know More</p>	 <p>Question Papers Enter the data bank of previous IGNOU question papers to crack your examination Know More</p>	 <p>Register for SMS Alerts IGNOU students, they can now register for SMS alerts for student related informations Know More</p>
 <p>Web Enabled Academic Support (WEAS) Web Enabled Academic Support, commonly known as WEAS is a scheme initiated by NCIDE with the aim to provide an interactive one-stop programme portal, that will help the students in getting academic support on the programme they are enrolled in. Know More</p>	 <p>Alumni Portal IGNOU Alumni Portal Know More</p>	 <p>Swayam Prabha Channels The channels has been started with an aim to initiate new ways of learning by educating students with better and improved methods of curriculum. Know More</p>

IGNOU RC Madurai Website: <http://ignou.ac.in/ignou/studentzone>

Not secure | rcmadurai.ignou.ac.in

05 June, 2021

Font Size : A | A- | A+ Listen To The Page

 **ignou** **Madurai**
THE PEOPLE'S UNIVERSITY Regional Centre

[Home](#)
[About Us](#)
[Programmes](#)
[Student Corner](#)
[Study Centres](#)
[News & Events](#)
[Photo Gallery](#)
[Contact Us](#)
www.ignou.ac.in

**INDIRA GANDHI NATIONAL OPEN UNIVERSITY
MADURAI REGIONAL CENTRE**

Welcome to Madurai Regional Centre

About us

The Indira Gandhi National Open University (IGNOU) has established its 2nd Regional Centre in Tamil Nadu at Madurai on 18th January 2008 in order to expand its services and to coordinate with the Learner Support Centres in the 19 districts viz. Ariyalur, Coimbatore, Dindigul, Erode, Karur, Madurai, Nilgiris, Pudukkottai, Ramanad, Sivagangai, Tenkasi, Thanjavur, Theni, Tirunelveli, Tirupur, Tiruvavur, Trichy, Tuticorin & Virudhunagar.

Annex-1 New 2 New 3 4 5 6 (ICT Photo RC) (LSCs) ICT Video LSC2504 7 8 Empanelment of Academic Counsellors

Immission Notification

Honorable Vice-Chancellor

Contact Details

Regional Director,
IGNOU Regional Centre,
Sikkandar Chavadi,
Alanganallur Road,
Madurai – 625 018,
TAMIL NADU.
[To view RC Route Map Please Click here](mailto:rcmadurai@ignou.ac.in)
Phone: (0452) – 2380733, 2380775

E.mail : rcmadurai@ignou.ac.in
VISITING HOURS : Monday to Friday
9.30 am to 01.30 pm and
2.00 pm to 6.00 pm

Instructions for Submission
[Click here to link Exam](#)

secure | rcmadurai.ignou.ac.in

Annex-1 New 2 New 3 4 5 6 (ICT Photo RC) (LSCs) ICT Video LSC2504 7 8 Empanelment of Academic Counsellors
Admission Notification
Honorable Vice-Chancellor
Instructions for Submission
Click here to link Examination

9.30 am to 01.30 pm and
2.00 pm to 6.00 pm

Quick Links

 Prospectus	 Assignments	 Question Papers	 Programmes	 Forms	 Counselling Schedule	 Library	 SMS Alert
---	--	--	---	--	--	--	--

Announcements

- ▶ Programme
- ▶ Programme Guide for BCA (Revised Syllabus) for January 2021 session
- ▶ Final Interactive Radio Counselling (IRC) Schedule through Gyanvani for the Month of June 2021
- ▶ Interactive Radio Counselling (IRC) Schedule through Gyanvani for the Month of June 2021

[more...](#)

News & Events

Facilitative Guidelines for Field Work Practicum of BSWG Programme during Covid-19 times (2021)
4 June, 2021 [Know More](#)

Notification for Extension of Last Date up to 15-06-21 for Submission of Assignments, Project Reports, Internship, etc. for TEE June 2021
1 June, 2021 [Know More](#)

Recordings of Online Induction Meetings conducted by Regional Centre, Madurai for Fresh January 2021 session for UG, Dip. & PG Dip. and PG Programmes on 26th and 27th May'21
27 May, 2021 [Know More](#)

[more...](#)

Publications



OPEN LETTER
GLOBAL FOOTPRINTS

Web Links

 Gyan Vani	 Gyan Darshan	 eGyankosh	 Ignou online	 IGNOU Wiki
--	---	--	--	---

Activate

Advisory:

In all communications with the University, please mention your **Name, Enrollment No., Programme, and Mobile Number** also so that we may provide you the best student support services.

With your complete details, send us an email at official email ID rcmadurai@ignou.ac.in for any query/information /help.

Students are advised to check their emails including spam folders regularly on the updates from the RC Madurai

GRIEVANCE REDRESSAL : WHOM TO CONTACT FOR WHAT

IGNOU has a robust mechanism in place for redressal of student grievances. A Special Online Portal – IGNOU Grievance Redress and Management (iGRAM) has been developed for this purpose. Students can submit their grievances on iGRAM online and track the response. iGRAM can be accessed at <http://igram.ignou.ac.in/>

A dedicated Student Service Centre has been set up at the HQ to respond to the queries and grievances of the students. The Student Service Centre can be contacted at the contact details provided below:

Contact Details of Student Service Centre

1.	General Enquiry (Student Support Services and Student Grievances, pre-admission Inquiry of various Programmes in IGNOU, etc)	Phone: 011-29572514, 29572513, 29572516
2.	Director, SSC, IGNOU, Maidan Garhi, New Delhi – 110068	Phone: 011-29572505 Email: directorssc@ignou.ac.in , ssc@ignou.ac.in

For specific queries related to Admission, Study Material, Assignment, Examination, Counselling e.t.c. the students may contact the following:

S. No.	Issues	Authority to be contacted
1	Identity Card, Fee Receipt, Bonafide Certificate, Migration, Certificate, Scholarship Forms, change of name, correction of name/address	Concerned Regional Centre
2.	Non-receipt of study material and assignments	Registrar (MPDD), IGNOU, Maidan Garhi, New Delhi-110068
3.	Change of Elective/Medium/opting of left over electives/ Deletion of excess credits	Concerned Regional Centre
4.	Credit Transfer	Student Registration Division, Block No. 1 & 3, IGNOU, Maidan Garhi, New Delhi-110068
5.	Purchase of Audio/Video CDs	Marketing Unit, EMPC, IGNOU, Maidan Garhi, New Delhi-110068
6.	Academic Content	Director of the School concerned
7.	Approval of a Project Synopsis	Project Co-ordinator in the Concerned School
8.	International Students residing in India should contact	Director, International Division, IGNOU, Block-15, Section K, Maidan Garhi, New Delhi. Tel. Nos. : 29533987; 29571681 E-mail : internationaldivision@ignou.ac.in

S. No.	Issues	Contact No.	Controlling Officer & Telephone No.	Email ID
9.	Issue of Degree/ Diploma Certificate/ Despatch of returned Degrees/ Verification of Degrees/ Convocation	011-29572213 011-29535438	Asst. Registrar 011- 29572224	convocation@ignou.ac.in
10.	Issue of Hall Ticket/ Correction in the hall ticket for handicapped student s/ Non-receipt of hall tickets for term-end- examination & Entrance Test/ Entrance, Test Results/ Queries related to dispatch of attendance, list of examinees etc./ writer	011-29572209 011-29572202	Asst. Registrar 011- 29535064	sgoswami@ignou.ac.in jitenderkr@ignou.ac.in
11.	Declaration of results of Masters & Bachelors degree level programme/ Issue of grade card and provisional certificate of Masters and Bachelors degree level prog./ Practical marks of all programmes	011-29572212	Section Officer 011- 29536103	mdresult@ignou.ac.in bdresult@ignou.ac.in practicalsed@ignou.ac.in
12.	Declaration of results of Masters, Bachelor and Diploma programme/ Issue of grade card and provisional certificate of Masters, Bachelor and Diploma level programme	011-29572211	Section Officer 011- 29536743	bdresult@ignou.ac.in dpresult@ignou.ac.in
13.	Declaration of results of DPE and Certificate programme/ Issue of grade card and provisional certificate of DPE & Certificate level programme	011-29572208	Section Officer 011- 29536405	cpresult@ignou.ac.in
14.	Verification of genuineness of provisional certificate and grade card/ Issue of Transcript	011-29572210	Section Officer 011- 29536405	gcverification@ignou.ac.in
15.	Queries related to UFM cases	011-29572208 011-29572208	Section Officer	ufmgroup@ignou.ac.in
16.	Status of Project Report of all Programmes/ Dissertation and Viva marks	011-29571324 011-29571321	Asst. Registrar 011- 29532294	projects@ignou.ac.in

17.	Queries related to Assignment Marks	011-29571325 011-29571319	Asst. Registrar 011- 29571313	assignment@ignou.ac.in
18.	Students general enquiries and grievances/ Issue of duplicate mark sheet	011-29572218 011-29571313	Asst. Registrar	sedgrievance@ignou.ac.in
19.	Discrepancy in grade card, non updation of grade/marks in the grade card etc.	011-29572206 011-29572215 011-29572219	Dy. Director/ Asst. Director	garora@ignou.ac.in